




51FJFC\$3U GPNFSUJW FTTPN\$D RPBW OH TP MFSUTJ B O EGRBLEB DUBJD FBOU JEFBM
TDBMBCJMJBZUPSEW DUF\$5 JOGS

-JFCF\$UJ\$3B QMZ/W BUE XQMB UIF FDTBQB JMIJUFQFFC TB PEGSCPUI POFSEU OCF
TNBMM NFEJVN EBUB DIFCPSUEST DPPFMB DWFNEU TFSW



Get MORE capacity

SMALLEST Footprint

Variable speed compressor

HIGHEST Part load efficiency

OPTIMIZED Design

INTELLIGENT Controller

Liebert CRV+ is the latest thermal management solution from Vertiv in the Row cooling solution, optimized to ensure maximum cooling capacity with minimal footprint. It perfectly fits in your changing infrastructure cooling environment.



Vertiv VOEFSTUBOET UIF DIBMMFOHTUTSFFDUTVFOURSDH VIO CVFT \$SIFBOEDSOT S JD
IFMRTQSPQBIBOHJOHWONSTNFOFUTT FO

Vertiv EFFMSITWBOFWP MV BV PHSW B VSTS D YQCS \$ UJT FF BETJ PGLDDBUPESSDUT BOE TFS
EFFS \$ NJOF XIBU BM BOFJBPOFOM JO BSU JPO

Liebert® CRV+™ IBT CFFO EFETFSIOWHED UFFO DZ JMBE JEM JW ZP r FSBMWG JRO/ F BVP NQ QDLS
IUT RVSZDIBOHTJOSV D O S W R O N F O U

* EFBMFEZCIPDMS DPPMJOH BOE TQFDFJUVS ONZPSVLS JHIG F-E7FCPFSUT NBJLS
EJTUSJCVUJFO BOED JPODWH [CPU I BZSTMBEBOE OFS

Value Features

- & OFFS FrJD, PISO%F1G SBJOHF S'3
- %\$ CSV T M W S T D P O T Q S S
- & \$ G B O
- & M P D U M Q B O B J P V O W
- . & 3 (D M F T S T I M U
- . P E C V T 3 3 4 D P N N V O J D B U J P O
- \$ P O E F F O X F B S U Q V N Q
- " E K V T U B C M Z F F B U P S I E Q B J R N B P S T h I F X I F B U T P V S
- 5 P Q B O E N C P R O O M D J U M P C O M F B
- 1 \$ F S I F B S J
- 4 B N I V N J E J I F S

Added Options

- " J S F Q S V S F r O S J B M T X J U
- - P X F N C B F U V S J U
- 8 B E S M F F B L U E P O
- 3 F N P E S D E N U C B F U V \$ F O T P S
- % V B M Q P D X F S T P V S
- 1 \$ " D U F J B M Z B W G P S F O M U B D F N F O U
- 3 % 4 * \$. P E C \$ T F U 4 / 1 1
- ' M F J C J P M B D D P U F N U E I C S B S U B Z O I E S F T F P U J P O T F O T P S



Variable Capacity Brushless DC Inverter Compressor

- %\$ VOGS DPTNPFSS IOPMPWHEZFOFSBOSJOCUMF DBQBDBJUZ NPEVMBUJPO
CFUXFFO P FOTQUSJTTF PVNBUWIFUDIBOHJOH DPPMJOH EFNBOE
- %FMSWOH IJHI FrJDFODZ BU GVMM BOE QBSU MPBE
- *NVEF S JBCZ FSVVDZCOFTD PDSMDSZ H BOE DPNQPOFOU XFBS
- 2VJFLB B QFCS

Electronic Expansion Valve

- 4EQMFFVMSB B GSDOHEGSPNQ M JN BCSWBCMF DFQED \$SUZ DPNQS
TWF FZS
- 'BTF SQPOTFFBDEJNPOBUBV S POUIS F BQBS7
- 1SDJTFPMPG S PPNPJ B EBDJBDHWOZH UIFSNBM MPBE

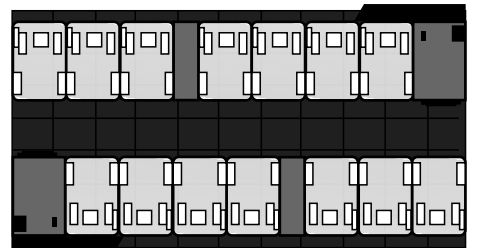

Intelligent Controller

- 6QPU-JFQFSU-VOJUT DBOF EPH B UFXPSL
- "E BODFEP MPBOWISPSJUNT BMMPX CFFNPEJES/MPXU BOE DPPMJOH U
JOEFQFOE G BONDZIOH QFSGPS NBFOTEPV B DSE P M JNJOBUIJOH F
- &OIBODZTFUBFVJBCJMF EU B KDNBIMQ \$JT PG DPNQPOFOU BOE QFSGPSNBOD
- &VFOU MPSTUTTFU MBTU P FCFSTJDBHPSZ JUEJF OIBODF TVQQPSU
- \$POOFDPUTF SQEUN QFUBV \$FOTPST

Flexible fan operation

- 5IF &\$ GBO PQBUEFDHBMVZOUS F \$D POUMSFS
- 4PG TUBSEJOFQMS X JOF VTI DVSS
- 5IF &\$ GBO EZPTJH DOBS3EP M B JWV VREUU FOF S

Typical Application of Liebert CRV+™



M B E F S

E F M

T N B G P P U Q S J O U

Flexible Operations

S V M U J Q M F " E W O D F E P M P B N I S P S J U I N T B M M P X C F F B U S

J Z U

N P E V B J D E F Q F O E F O U M Z

S J O

• " E K V T U B C M F N F F W M B S C B r M F T

P O B O E D R O U S W N F R V B O U S J J F Z E D B T O Q F S W P B E E F O T

I F Q F S G P S N B O D E

• & F O F B S O H F N C B U V S S B U Y W J E J U Z

P B E

Z G M F

B I M M U

Q F F

J U J P S

E O F T U

High Reliability

• " E W O D F E N B U U J B M N P F O S U S

•) J H I E F F H S J T J P F O M Z D E O M U S J H P O W F S P O U S

• # F U S M P O U H Z

Lower operational cost

•) J H F U S V S N Q U E F T J R O N F S B E S T B O H

• 7 B S J B C M F D B Q B D J U Z N P E V M B U J P O

• 4 N B M M G F M F U B Q S J O T U S D F G P S * 5 F R V J O N

• ' V M F O G S M C B D L B D D F T T F O B O D B O D P U T B M M

Diversified Allocation

• # F T U F E V G P S 3 B D B M P B E


• 8 J U I P S X J U I P V U B O U J T U B U J D m P P S

•) J H I I F B U E F O T J U Z B Q M E P E B D W P S J O J U I


• * G U S M Q B S U P M G V U N B S U 4



DU
E D
US S
EFU



Refrigerant connections - top

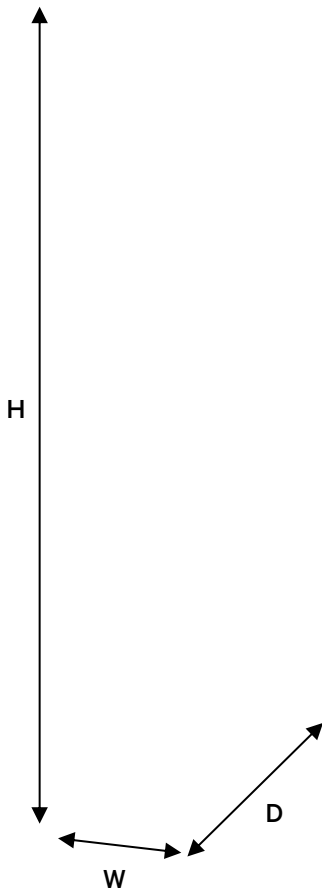


Refrigerant connections - bottom

Delivering Optimized Results:

* EFBMNEZCIPDMSM DPPMJOH BOE TQFDFJUDVBSOMZJSE
UFNQBUMTS WIFQFSU PQUFJNBJS EJTUSJCFVUFPJODBFC
EFMSJVOH CPUI BZSTMBEBOEFOFS
&rJDJFODZ JT GVSWHIFSJ IFFVSTOZFC3SGSSJOW SKIJD
FOFVSDPOTBBORUOPQUFSJIF IJWINFTU FrJDJFODZ M

5IF JT BMTPEPEPTQEHUOTJUBMMBWFJPOBBSOE
DPOOFDUJPOFBONEFRUBSVPSPDU PBORXBOFFSTMBUSQ B
BDME BFTBMSU PG DPOBUJSYO OnMIFUZOBUMBCN
JGBSJJPOYXTUBIDEH \$S BT B CVOEMFEBDRMV61#C
NP@SUOH DBQBCJMJUJFT



Specifications

\$ PPMJOH .PEF

"JS DPPMFE

"JS DPPMFE

"JS DPPMFE

.BY BJS mPX N

3FIFBU L8

'_ " "

/FU XFJHIU L

Note:

1. Water Cooled option is available , please contact our Vertiv Co team for more info

2. Performance based on 37°C return air temperature, 24% relative humidity and 45°C condensing temperature.

Cooling units are able to support emergency situations for a maximum of 2 hours per 24 hour cycle. During emergency, cooling capacity will reach 130%, 120% & 110% of total cooling capacity respectively for CR012, CR025 and CR035

3. If the required data is not listed in the table please contact Vertiv .

Tel: +852-2690-4118
www.turnkeytech.com.hk
Enquiries: info@turnkeytech.com.hk